

# Brownville Glen Park

## Winter Newsletter

### 2023

Dear Brownville-Glen Park Elementary Families,

As the winter chill wraps around us, I wanted to take a moment to extend warm greetings to our incredible community! Winter brings us together in celebration of the festive season, where joy and learning continue to thrive within our school walls.

Despite the colder temperatures outside, here at Brownville-Glen Park Elementary, our halls are alive with the excitement of learning, creativity, and shared experiences. It's truly heartwarming to see our students exploring, discovering, and growing every day.

As we approach the holiday season, we are taking the time to appreciate the magic in the little things—the giggles during recess, the stories shared during class, and the friendships blossoming in our school.

Thank you for entrusting us with the education and well-being of your children. Together, we'll continue nurturing their minds and hearts, fostering a community where they can thrive and shine brightly.

Wishing you all a joyful winter season filled with love, laughter, and cherished moments. Stay warm, stay safe, and enjoy the season.

**Warm regards,**

**Ms. Amy Scott**



# 3rd Grade

## Third grade is a busy place!

In math students are excited to be learning multiplication. Arrays, repeated addition, equal groups, drawing pictures, skip counting and multiplication charts are some of the strategies we use to help students learn how to multiply, but it is important that your child knows his or her multiplication facts quickly and accurately. Please have your child practice his or her math facts each night. Multiplication.com is a great website with many games that will help your child with multiplication facts. Next, we will tackle and learn strategies to help us solve division problems.



In ELA we finished up the unit “Ways Character Shape Stories” and we will be starting the next unit called “Government for the People.” In addition to reading comprehension, our

focus has been on determining the main idea and details. We have also been learning about nouns, verbs, adjectives, and adverbs. In our foundational skills we have emphasized the long e and long i sounds as well as compound words.

In December, the third graders had the opportunity to watch the play “For Carmen in San Sebastian” put on by the Rev Theatre Company. The students really enjoyed the production and even learned a few words in Spanish!

Parent/Teacher conferences have come and gone. We appreciate you coming in to meet with us to discuss your child. Our students wouldn't be successful without your support!



Mrs. Burgess, Mrs. Cantwell,  
Mrs. Delano, Mrs. Ketcham,  
Mr. Orcesi, Mrs. Thomas,  
and  
Mr. Worden



# 4th Grade

The first ten weeks of fourth grade were very busy! We enjoyed speaking with all of you during parent-teacher conferences.



Mrs. Ahlheim, Mrs. Comins, Mrs. Fahey, Mrs. Hunt, Mrs. Moore, Mrs. Nichols, and Mrs. Paige




Getting Festive  
in here!



In math, students continue to build their multiplication and division skills. They love to use the Chromebooks to access websites such as First in Math, i-Ready, and multiplication.com. Please continue to practice math facts at home with your child.

In science we have been learning about different types of rocks, weathering and erosion. In social studies we are learning about the Haudenosaunee and will soon move onto learning about the European explorers.

Students are participating in a community service Christmas project. They are collecting items to donate to the SPCA. Our fourth graders are really learning about the spirit of giving this year!



# 5th Grade

Our theme for December is being neighborly. We are encouraging students to help out their neighbors this month. Fifth graders are partnering with Community Bank again this year to donate to "Stockings for Seniors." Thank you so much to all who sent in donations! We really appreciate your help.

Many of our fifth grade classrooms have had the opportunity to present at the Monday Morning Meeting. Students in each classroom have volunteered to say the pledge, school promise and present other parts of the meeting. This builds their confidence in speaking before a group. They have all done a wonderful job.

**Our students are doing a great job showing good character. The following students have been recognized so far this year.**

***LION'S PRIDE:*** Matthew Freeman, Kennedy Gardner, Londyn Jones, Sophie Sale, Peyton Watson

***INDEPENDENCE:*** Kiley Derouin, Emison Devine, Jacob Nellenback, Aria O'Riley, Melania Uscio


***OPTIMISM:*** Avery Baker, Greyson Cooke, Darrell Cotrell, Autumn Kidney, Cassidy Woodworth

## Reading

Students are reading excerpts from the novel *As Brave as You* by Jason Reynolds. They are taking a closer look at the characters and writing an opinion essay.

## Social Studies

Students are learning about the United States Government. They have created posters to show the three branches of government. They are also taking a look at primary sources, such as the Constitution and Bill of Rights.



# 5th Grade continued

## Science

Students are learning about the earth's spheres. They will learn about the hydrosphere, biosphere, geosphere and atmosphere. Students will also be completing four science investigations to help prepare them for the State Science test in May.

## Math

In math, students have been working on mastering their multiplication! We have seen great progress on math facts! Next students will be diving into division. They will review division patterns and estimation. Then, they will expand their knowledge to divide by 2-digit divisors and decimals.



Mrs. Fahey,  
Mrs. Farrell,  
Mr. Ingrassias,  
Mr. Velasquez,  
Mrs.  
Vodicka,  
and  
Mrs. Wratten



# 6th Grade

## **SOCIAL STUDIES**

Students are learning about early river civilizations and what exactly a civilization is. We are moving into the Fertile Crescent, Egypt, India and China. Students have learned about the eight features of different civilizations and how they have evolved over time to get us where we are today. The Fertile Crescent and Egypt offer lots of opportunities for hands-on projects and activities that are outside of our book! Our focus will be on how laws developed to govern early people, how their religious beliefs affected their everyday lives and how one of the first systems of writing emerged from farming and trading practices. We will also be comparing writing systems of ancient cultures to find out where our alphabet came from.

## **MATH:**

The first quarter of math is behind us and new content has begun. Students will be introduced to Unit 3- Decimal numbers and how to work with decimal numbers. They are learning how to add, subtract, multiply and divide decimal numbers currently. This can be challenging if the student hasn't mastered their multiplication facts, so please remember that practicing multiplication and division at home would be greatly beneficial. Students will then move onto Unit 5 which includes working with; variables, exponents, expressions, order of operations and solving exponential equations. 6th grade math can be challenging for some students, so please encourage your child to complete their homework and study for quizzes and tests.

## **ELA READING AND WRITING:**

We are progressing and moving forward into Unit 2 on character development, change, and relationships. This requires students to learn about plot elements in stories along with any kind of text that is presented. This Unit is going to be less guided and the students will be expected to take on a more leadership role in their learning. Skills that can be practiced at home could include pausing a movie or tv show asking what is the setting, rising action, exposition, climax, resolution, etc. The students are using this domain specific vocabulary and are practicing it daily. Along with plot mountain, you can always ask your child to TTQA anything you ask them for a question. For example, What is your favorite holiday cookie? Example response using TTQA: My favorite holiday cookie is sugar cookies. In writing, students are practicing forming arguments supported by evidence. Students have also practiced debating and offering counter arguments to defend their claims.

## **SCIENCE:**

We are learning how sound transmits energy. Vibrations in materials set up wave-like disturbances that spread away from the source. Next we will finish our unit on energy by learning about thermal energy. Students will identify the three ways energy is transferred; conduction, convection, radiation. The highlight will be showing how heat is transferred when we make ice cream!

Ms. Aumell, Mrs. Chambers,  
Mrs. Connell, Mrs. Dupee,  
Mrs. Lambert, and Mrs. Widrick

Continued...

## 6th Grade continued...

Recently, the sixth grade classes have gone on a field trip to our local Walmart. This trip allowed students to give back during the holiday season by shopping for the **Need to Feed** organization. Students were able to determine unit rate, total up the amount being spent and budget accordingly in order to feed as many families as possible. The students enjoyed this experience and were able to not only apply their mathematical skills but also give back to our community directly.



Shopping trip for Need to Feed organization

# Music



**3rd graders** learned about Australia, the instrument called the didgeridoo, and a beautiful folk song called "Waltzing Matilda". Now we are learning about India, about Indian instruments like the sitar and tabla drums, Bollywood music, and a Hindi song called "Ragupati Raga" which is about music!

**4th and 5th graders** are hard at work on their recorders, learning and practicing B, A, and G on the recorder. 5th graders have learned the note E as well.

**6th graders** have learned so many songs in many different languages. We are almost at the end of our world music tour!

## Congratulations

to all the students who  
performed in the band and  
chorus concert on Tuesday,  
December  
12th.  
We're proud of you!







**IN ART CLASS**  
**IT'S ALWAYS THE**  
**MOST WONDERFUL**  
**TIME OF THE YEAR!**



'Tis the season for OPEN STUDIO! Artists in grades 3-6 have been working all year to open the drawing, collage, paint and sculpture, and fiber arts studios. Each day they learn a new skill or technique. In order to keep their centers open they have to be responsible artists. They are required to bring their own ideas into the studio, set up their own work space, and clean up after themselves. All artwork that leaves our studio is authentic and child-centered. Be sure to question your children about the artwork they bring home. You will be amazed at their ingenuity! I hope you all find time to get creative with your families this holiday season.

*Keep Creating! Mrs. Majo*

# Library

In the library, students have been busy learning about character traits, and idioms and even how to not be a couch potato! After break, 5th and 6th graders will start learning to code with Mrs. Doldo. Mrs. Foss admits that she will be learning right along with them!

Parents, did you know that we can borrow books from any library in New York state? It's true! So no matter what your child likes to read, we can find it. You don't have to buy it if we can borrow it! Sora is a free online reading app that all of our students have access to. Plus, it's available on the go!

We hope you enjoy your holiday break to the max! We will be reading in our blanket forts with coffee and hot cocoa. Hopefully you can join us! Cozy up on these dark winter days and take some time to read those books you've been ignoring for way too long!

Send us pictures to display in the library!

**Happy Holidays from the library!!**

**Mrs Doldo and Mrs. Foss**



# Physical Education

With Mr. Elkin and

Mrs. Worden

## What's Been Going On

This month in PE your child has just completed their basketball unit, and now are engaging in holiday themed activities to prepare them for the upcoming events and break! As always, our students have been working hard in the building day in and day out. With our Mighty Milers program here students at BGP have run a total of 711.3 miles for the month of November.

## What to Expect in the Upcoming Weeks

In the upcoming weeks, your child can expect to be exposed to some winter sport skills and activities that will help them gain some confidence and knowledge towards participating in youth sports during the Winter season.

Name \_\_\_\_\_ Date \_\_\_\_\_

# Winter Word Search

Find the following winter words:

hot chocolate	hat	snowflake	frost	polar bear	mittens
blizzard	snow day	penguin	icicle	scarf	winter
jacket	skis	sled	cold	earmuffs	

K I P S B F S T T G S K I S Z  
J M R O P L Y P E N G U I N E  
F A F H L N Q C O L D B V L A  
E P C L O A H L G U L L K G R  
P S V K N T R B W Z T I J W M  
L X N Q E Q C B X E H Z X I U  
S I U O M T L H E M A Z G N F  
C C F C W I R S O A T A U T F  
A I R O U F T W J C R R Z E S  
R C O L H R L T O H O D R R K  
F L S D L N A A E M S L I Z Q  
L E T H J G B X K N J L A G L  
F S N O W D A Y G E S Q E T K  
G J O R C U X V I Z Z V T D E  
K H O Z Y R T J V A T O F V Y



# How to Make Hot CoCoa



When the weather is \_\_\_\_\_ outside there is nothing  
adjective

better than some hot cocoa! This is the most \_\_\_\_\_  
adjective

recipe you will ever find! We promise you will be \_\_\_\_\_ and your  
verb ending in -ing  
mouth will be watering after you hear this recipe!

First, you must \_\_\_\_\_ your ingredients. You will need cocoa  
verb  
powder, sugar, and of course you must have \_\_\_\_\_. Mmmnnn doesn't  
noun \*\*  
that sound \_\_\_\_\_? Once you have \_\_\_\_\_ all your  
adjective past tense verb  
ingredients it's time to make your hot cocoa!

\_\_\_\_\_ the liquid until it's bubbling. Then stir in your powdered  
verb  
cocoa, sugar, and the best part the \_\_\_\_\_. Let the \_\_\_\_\_  
noun \*\* adjective  
smell fill the room. Is your mouth watering yet?

Then, and here's the special part, you may also put in a piece of  
\_\_\_\_\_ in to make it super yummy. Once it has cooled down you may  
noun  
serve your \_\_\_\_\_ hot cocoa! This may be a perfect holiday gift for your  
adjective  
\_\_\_\_\_  
noun

# Santa's Ride

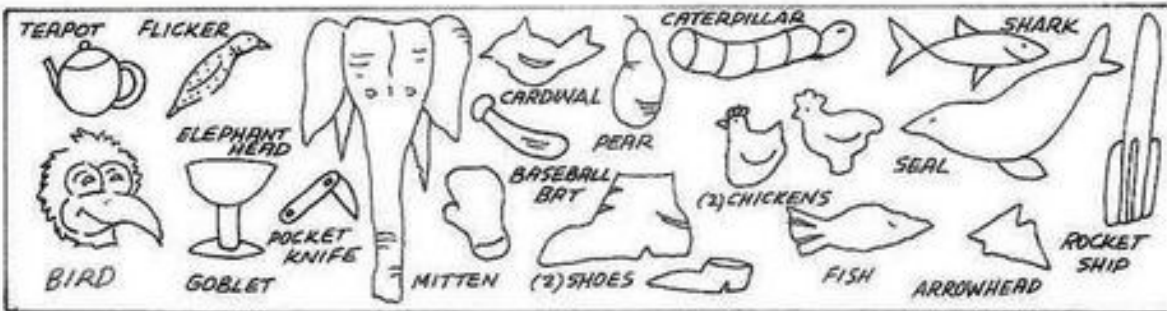


Santa looked at his \_\_\_\_\_ sleigh packed full of \_\_\_\_\_  
adjective noun  
and told his head elf Jolly, "It looks like we're ready to go!" Santa  
\_\_\_\_\_ on his sleigh and took the reigns ready for a \_\_\_\_\_  
verb ending in -ed adjective  
flight. "Let's go \_\_\_\_\_," called Santa to his reindeer as they took  
noun  
off.


The sleigh started moving so fast that Santa's big \_\_\_\_\_ was  
body part  
shaking all over the place. The large and \_\_\_\_\_ reindeer were  
adjective  
trucking forward at an amazing speed. After all they had \_\_\_\_\_  
number  
deliveries to make. Suddenly, they hit a giant \_\_\_\_\_ and the sleigh  
noun  
started bumping up and down. "We need \_\_\_\_\_ to help us get  
noun  
through this," called Santa to his \_\_\_\_\_ elf in the back.  
adjective

Then Santa thought of a \_\_\_\_\_ idea, he grabbed his  
adjective  
\_\_\_\_\_ and started removing the \_\_\_\_\_ that were in the  
noun plural noun  
way. "Wow Santa you sure are a \_\_\_\_\_ man," said Jolly. Thankfully  
adjective  
that solved the problem and the sleigh was no longer bumping. Santa  
gave a \_\_\_\_\_ look to his reindeer and called out "Go \_\_\_\_\_  
adjective verb  
my reindeer for we have many deliveries to make."

Created by: [Brown's Room](#)



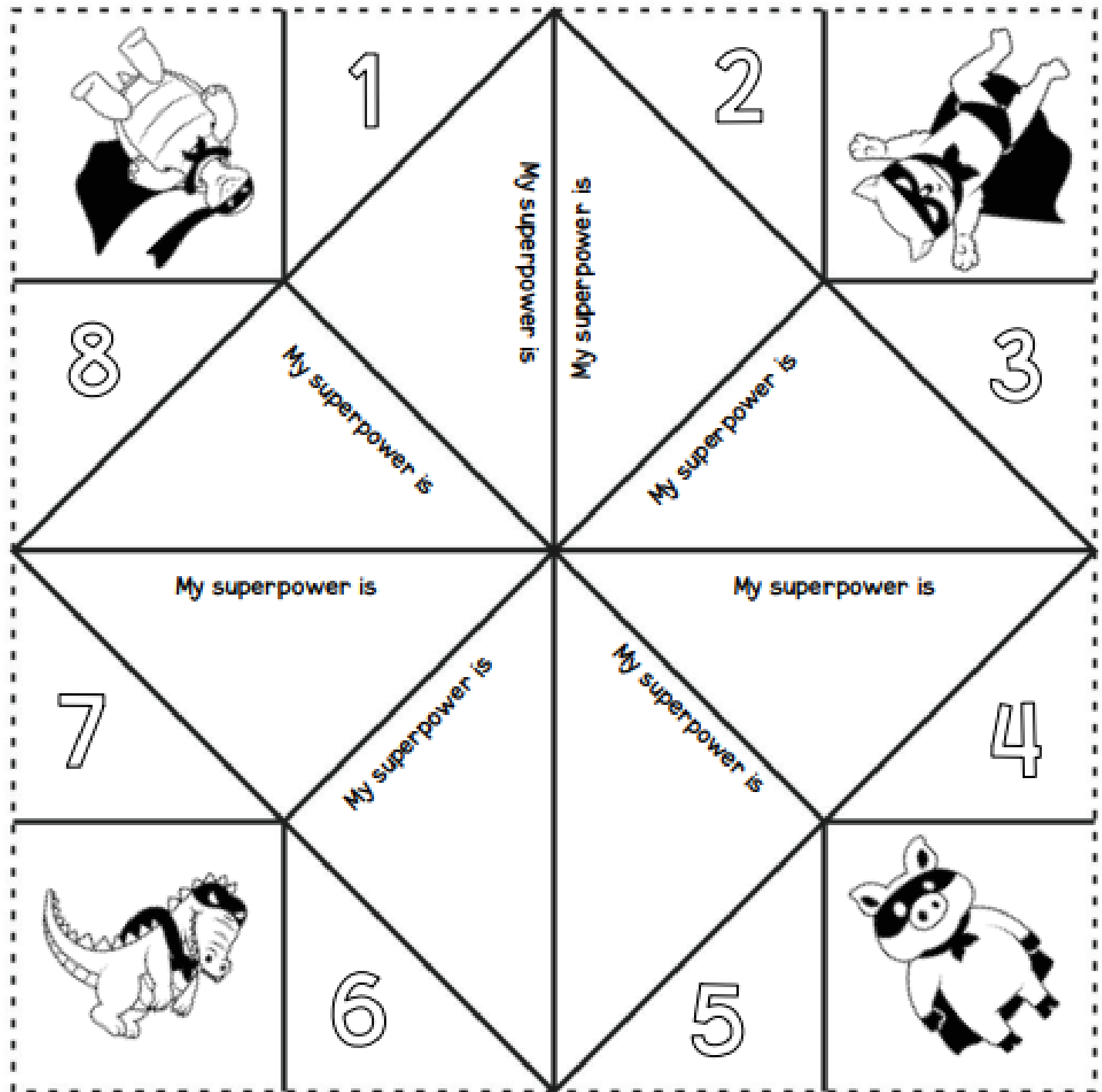
Hidden Picture by Liz Ball





# Sharing Superpowers!

Make this 'chatterbox' to share superpowers with your friends.



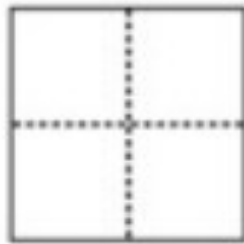
## How to use your Chatterbox

- 1 Ask someone to pick a superhero picture from one of the square pockets.
- 2 Open and close the chatterbox by spelling its name out.
- 3 Ask them to choose one of the numbers that's written inside. Open and close the chatterbox that number of times.
- 4 Ask them to choose one of the numbers written inside.
- 5 Open that number to reveal their superpower!

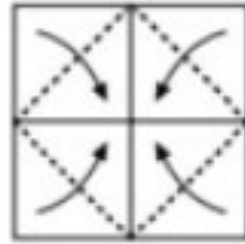
# Folding Your Chatterbox

Follow these instructions to fold your chatterbox.

1.



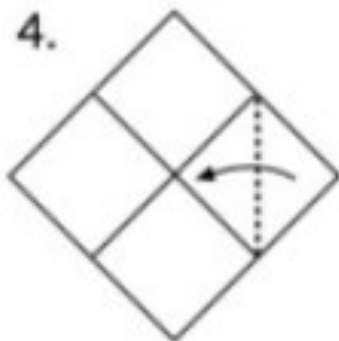
2.



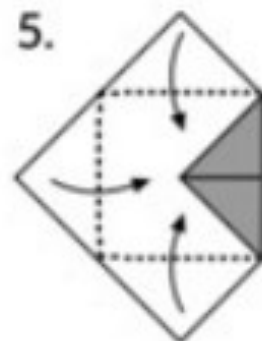
3.




4.



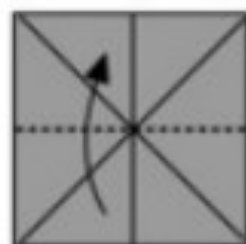
5.



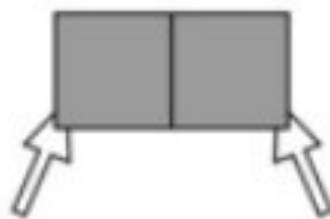
6.



7.



8.



9.

